

VALLEY METAL

FPB SERIES

2000

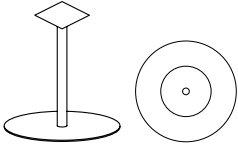
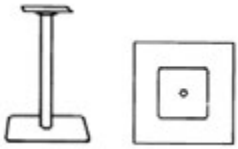
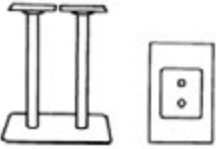
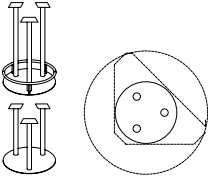
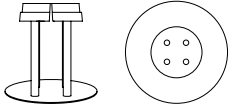


2020



3003
WITH
OPTIONAL
FOOT RING
& FLARES



FPB SERIES	SIZE		SHIPPING		SPECIFICATIONS
	MODEL NUMBER	REC. MAX. TOP SIZES	K.D. CUBE	WT.	
	1800	30 DIA.	1.2	27	BASE PLATE 1/4" Steel
	2000	42 DIA.	1.2	32	
	2400	48 DIA.	1.3	41	TOP MOUNTING 10" X 10" Formed Steel
	3000	54 DIA.	1.4	69	
	1818	30x30	1.2	33	HEIGHT Standard Height 28" Stand Up Height 40 1/2" Other Heights Optional
	2020	42x42	1.4	38	
	2024	30x48	1.4	49	LEVELING GLIDES Non-Adjustable Carpet Protectors. Adjustable Glides Optional
	2424	48x48	1.4	52	
	2025	36x54	1.9	60	ASSEMBLY RTA (ready to assemble) Standard, Single 1/2" Steel Connector Rod, Unit Welded, Optional
	3003	60D	1.9	80	FINISHES BASE PLATE & COLUMN POWDER COAT See color chart for stocking color Custom colors available PLATED FINISHES (COLUMN ONLY) CHROME Polished Satin Brushed NICKEL Polished Satin Brushed Antique BRASS OR COPPER Polished Satin Brushed Antique
	OR CORNER BOOTH				
	3004	72D	1.9	93	

See product guide for ordering information



FPB 2020